

MID-BASS L15/554K

Professional Low Frequency Transducer

Very high efficiency and good linearity are distinctive features of this mid-bass woofer.

Kapton former voice coil, polycotton suspensions and treated cone guarantee the very high power handling of this transducer.

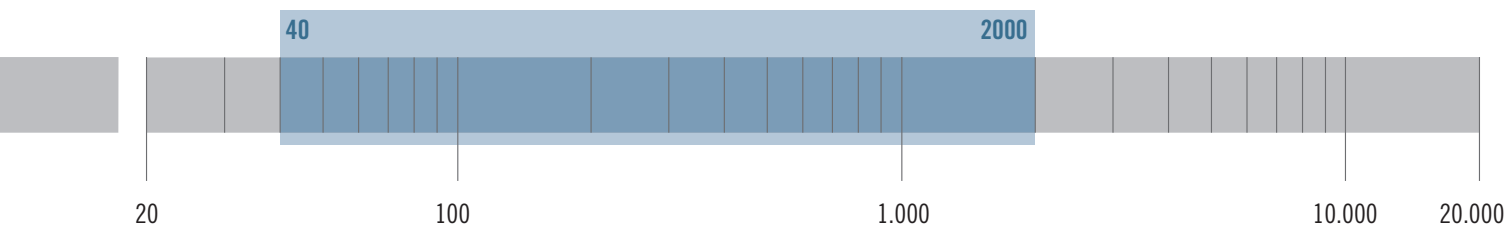
PART NUMBER **11160011**

Features

- 4-inch, Kapton former, copper voice coil
- 1200 Watt continuous program power handling
- 99 dB Sensitivity
- 40 Hz - 2 kHz Frequency range
- M-roll damped surround
- Exponential damped cone

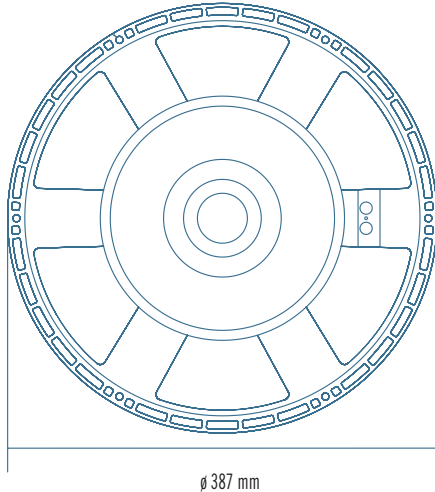
Applications

The L15/554 is designed to be mounted in compact size bass reflex enclosures. The good combination of voice coil length, very low mass weight and suspensions control makes the L15/554 a very good choice for high power 2 way systems. Thanks to a very high BL/Re ratio, small mechanical depth and a strong cone, the L15/554 is a good solution for horn loaded or hybrid horn loaded systems.

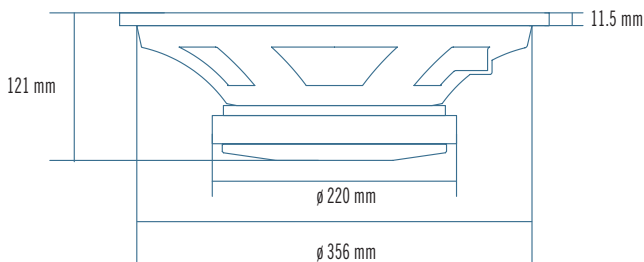




8 x ϕ 6.5 holes to 45°
on 371 mm

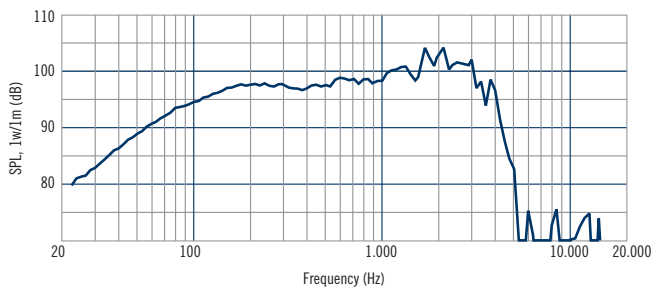


ϕ 387 mm

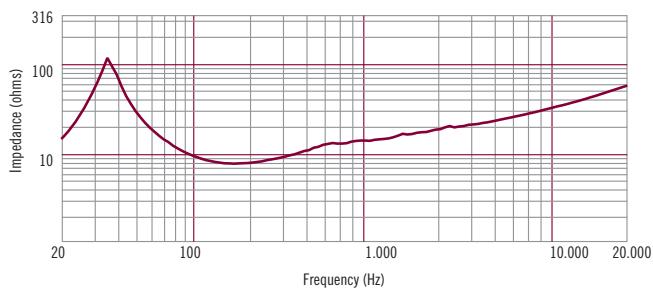


ϕ 220 mm

ϕ 356 mm



Frequency response curve of the loudspeaker taken in a hemispherical, free field environment and mounted in a closed box with an internal volume of 600 litres (21.2 cu.ft) enclosing the rear of the driver.



Impedance magnitude curve measured in free air.

General Specifications

Nominal Diameter	380/15	mm/inch
Rated Impedance	8	ohm
Program Power ¹	1200	Watts
Power handling capacity ²	600	Watts
Sensitivity ³	99	dB
Frequency Range	40 - 2000	
Effective Piston Diameter	325/12.8	mm/inch
Max Excursion Before Damage (peak to peak)	44/1.73	mm/inch
Minimum Impedance	7.9	ohm
Voice Coil Diameter	100/4	mm/inch
Voice Coil Material	Copper	
Voice Coil Winding Depth	16/0.6	mm/inch
Number of layers	2	
Kind of layer	outside	
Top Plate Thickness	9/0.35	
Cone Material	No pressed pulp	
Cone Design	Curved	
Surround Material	Polycotton	
Surround Design	M - roll	

Thiele - Small Parameters ⁴

Resonance frequency	Fs	35	Hz
DC resistance	Re	6.6	ohm
Mechanical factor	Qms	8.6	
Electrical factor	Qes	0.25	
Total factor	Qts	0.24	
BL Factor	BL	23	T · m
Effective Moving Mass	Mms	91	gr
Equivalent Gas air load	Vas	227	liters
Effective piston area	Sd	0.083	m ²
Max. linear excursion (mathematical) ⁵	Xmax	5.8	mm
Voice - coil inductance @ 1KHz	Le1K	1.7	mH
Half-space efficiency	Eff	3.75	%

Mounting Information

Overall Diameter	387/15.2	mm/inch
Bolt Circle Diameter	371	mm/inch
Bolt Hole Diameter	8/0.3	mm/inch
Front Mount Baffle Cut-out	358/14.1	mm/inch
Rear Mount Baffle Cut-out	362/14.2	mm/inch
Depth	138/5.4	mm/inch
Volume occupied by the driver ⁶	3.8	liters/ft ³

Shipping Information

Net Weight	11.3/24.9	Kg/Lbs
Shipping Weight	11.8/26.0	Kg/Lbs

Notes to Specifications

¹ Program Power is defined as 3 dB greater than AES power. - ² AES standard. - ³ Sensitivity measurement is based on a 100-500 Hz pink noise signal with input power of 2.83V @ 8 Ohms. - ⁴ Thiele-Small parameters are measured after a 2 hour warm up period running the loudspeaker at full power handling capacity. - ⁵ The maximum linear excursion is calculated as: $(Hvc - Hg)/2 + Hg/4$ where Hvc is the voice coil depth and Hg the gap depth. - ⁶ Calculated for front mounting on 18 mm thick board.