

MID-BASS L12L750

Professional Low Frequency Transducer

Very high efficiency and extended linearity are special features of this mid-bass transducer. Very efficient heat dissipation is ensured by a radiator that is part of the basket design. The aluminum voice coil offer a properly aligned Q factor and a very high sensitivity. A specially designed Shallow Triple-roll surround guarantee a very low midrange distortion.

Fibreglass former voice coil, polycotton suspensions and treated cone provide the very high power handling.

PART NUMBER **11140037**

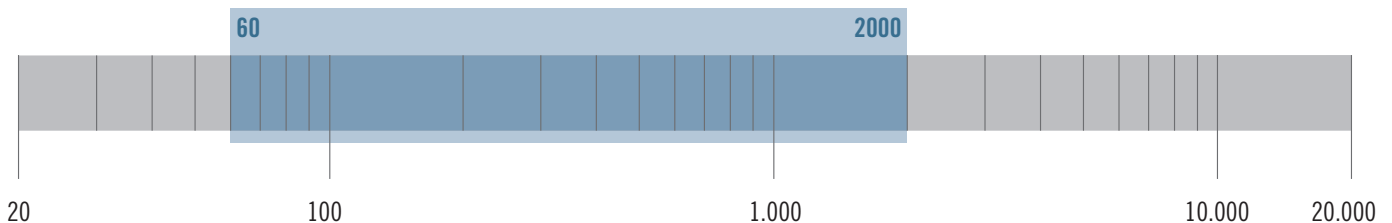
Features

- 4-inch, fibreglass former, edgewound aluminum voice coil
- 700 Watt continuous program power handling
- 101 dB Sensitivity
- 60 Hz - 2 kHz Frequency range
- Shaped Shallow Triple-roll damped surround
- Inverted dust cap

Applications

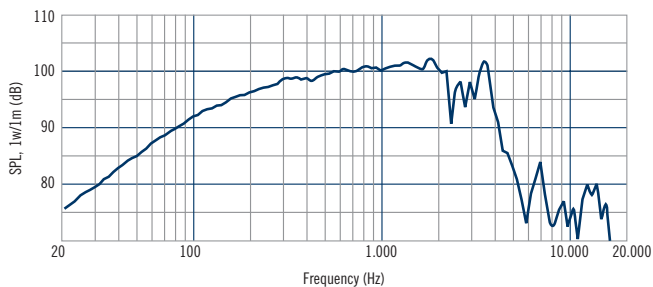
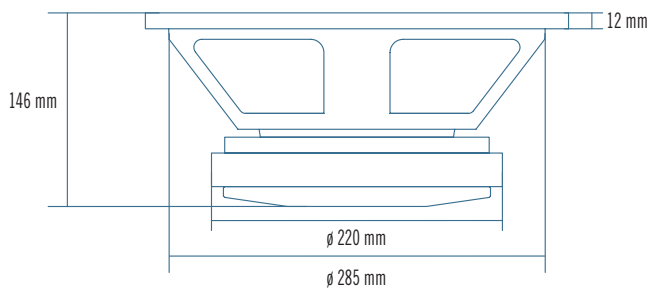
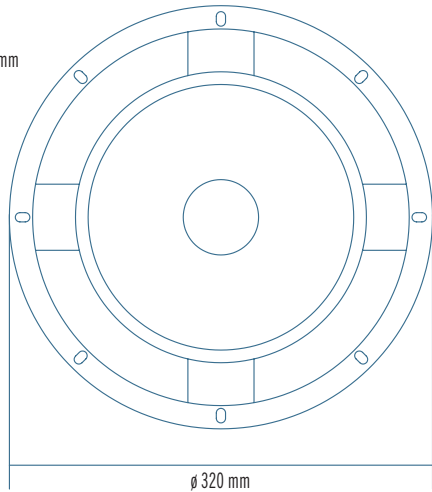
The L12L750 is primary designed to be horn loaded in medium and long throw systems. The dust cap is inverted in order to minimize the cone distortion and for better coupling to a phase plug.

When mounted in compact size bass reflex enclosures, the good combination of short voice coil, very low mass and suspensions control makes the L12L750 a very good choice for high power, 2 way, satellite applications.

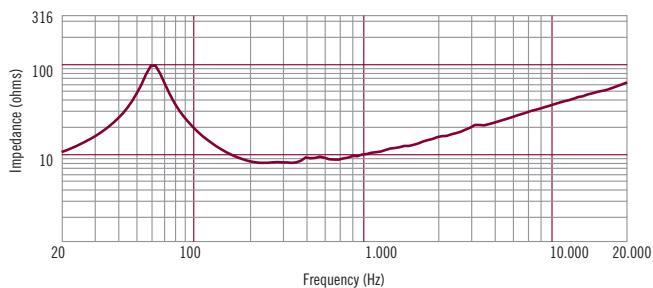




8 x ϕ 7 holes to 45°
on 296 mm and 304 mm



Frequency response curve of the loudspeaker taken in a hemispherical, free field environment and mounted in a closed box with an internal volume of 600 litres (21.2 cu.ft) enclosing the rear of the driver.



Impedance magnitude curve measured in free air.

General Specifications

Nominal Diameter	300/12	mm/inch
Rated Impedance	8	ohm
Program Power ¹	700	Watts
Power handling capacity ²	350	Watts
Sensitivity ³	101	dB
Frequency Range	60 - 2000	
Effective Piston Diameter	260/10.2	mm/inch
Max Excursion Before Damage (peak to peak)	40/1.6	mm/inch
Minimum Impedance	7.2	ohm
Voice Coil Diameter	100/4	mm/inch
Voice Coil Material	Aluminium	
Voice Coil Winding Depth	12/0.5	mm/inch
Number of layers	1	
Kind of layer	outside	
Top Plate Thickness	10/0.4	
Cone Material	No pressed pulp	
Cone Design	Curved	
Surround Material	Polycotton	
Surround Design	Triple - roll	

Thiele - Small Parameters ⁴

Resonance frequency	Fs	62	Hz
DC resistance	Re	5.2	ohm
Mechanical factor	Qms	4.1	
Electrical factor	Qes	0.29	
Total factor	Qts	0.27	
BL Factor	BL	18.8	T - m
Effective Moving Mass	Mms	50	gr
Equivalent Cas air load	Vas	52	liters
Effective piston area	Sd	0,053	m ²
Max. linear excursion (mathematical) ⁵	Xmax	3.5	mm
Voice - coil inductance @ 1KHz	Le1K	1.25	mH
Half-space efficiency	Eff	4.12	%

Mounting Information

Overall Diameter	320/12.6	mm/inch
Bolt Circle Diameter	300	mm/inch
Bolt Hole Diameter	7/0.3	mm/inch
Front Mount Baffle Cut-out	286/11.3	mm/inch
Rear Mount Baffle Cut-out	284/11.2	mm/inch
Depth	146/5.7	mm/inch
Volume occupied by the driver ⁶	2.9	liters/ft ³

Shipping Information

Net Weight	11.5/25.3	Kg/Lbs
Shipping Weight	12/26.4	Kg/Lbs

Notes to Specifications

1 Program Power is defined as 3 dB greater than AES power. - 2 AES standard. - 3 Sensitivity measurement is based on a 100-500 Hz pink noise signal with input power of 2.83V @ 8 Ohms. - 4 Thiele-Small parameters are measured after a 2 hour warm up period running the loudspeaker at full power handling capacity. - 5 The maximum linear excursion is calculated as: $(Hvc - Hg)/2 + Hg/4$ where Hvc is the voice coil depth and Hg the gap depth. - 6 Calculated for front mounting on 18 mm thick board.