

# ADX40 OVERHEAD CONDENSER MICROPHONE

## OVERVIEW:

The ADX40 is a miniaturized condenser microphone designed to hang from an overhead position for applications such as group vocals, choir, theatrical production and room ambience. Known for its clarity, resistance to feedback, and ease of operation, the ADX40 has the ability to accurately capture and reproduce sound from a distance.

The ADX40 is characterized with a uniformly controlled cardioid polar pattern, helping to isolate the area or section being miked from other vocals or instruments on stage. The ADX40 is also available in a hypercardioid polar pattern (model ADX40-HC) for tighter pick-up control. With a wide frequency range of 40 Hz - 20 kHz, the ADX40 provides natural sound with exceptional transient response

The ADX40 is supplied with an attached 30' cable, external windscreen, wire hanger for positioning, and phantom power adapter. Manufactured with very high standards and tight tolerances, the ADX40 features a machined brass body, field replaceable capsule and a variety of optional accessories. The ADX40 is available in non-reflective black or white finish (ADX40-W).

## SUPPLIED ACCESSORIES:

Cylindrical preamplifier for use with phantom power (APS-910)  
Wire hanger (HANGER-40)  
External foam windscreen (WS20)  
30' attached shielded cable with mini XLR-f connector  
Carrying pouch (P1)

## OPTIONAL ACCESSORIES:

MC-MICRO - Mic stand adapter  
SMT-MICRO - Mic stand adapter with shockmount ring  
APS-911 - Battery/phantom preamplifier with on/off switch and roll-off

## MODEL VARIATIONS:

ADX40-W - Same as above in white  
ADX40-HC - Hypercardioid capsule in black  
ADX40W-HC - Hypercardioid capsule in white



## FEATURES:

Small, lightweight, low profile  
Miniaturized integrated preamp circuitry  
Excellent for distance miking  
Available in 2 polar patterns

## APPLICATIONS:

Overhead mic for choir, group vocal  
Orchestra miking  
Ambient room miking  
Symphonic area miking  
School plays, theatrical productions

## REPLACEMENT CAPSULES:

CPSADXC - Cardioid in black  
CPSADXCW - Cardioid in white  
CPSADXHC - Hypercardioid in black  
CPSADXHCW - Hypercardioid in white



SMT-MICRO



ADX40 on HANGER-40



MC-MICRO

# ADX40

## SPECIFICATIONS:

Transducer Type	Condenser
Frequency Response	40 Hz - 20 kHz
Polar Pattern	Cardioid
	Hypercardioid (ADX40-HC)
Output Impedance	250 Ohms balanced
Open Circuit Sensitivity	5.8 mV / Pa
Equivalent Noise Level	29 dB (A weighted)
Signal to Noise Ratio	65 dB
Power Requirements	9 - 52 Volts phantom
Maximum SPL	≥130 dB
Cable/Connector	Shielded 30' terminating to a miniature 3 pin Female XLR connector
Polarity	Positive pressure on diaphragm produces positive voltage on pin 2 relative to pin 3
Housing/Finish	Brass / Black E-Coat
Weight	110 g / 4 ounces
Length	30 mm / 1.2 inches

## ARCHITECTS AND ENGINEERS SPECIFICATIONS:

The microphone shall be of the condenser type with a modular threaded capsule. The microphone shall be available in cardioid and hypercardioid polar patterns and shall have a 30' cable terminating in a mini-XLR female connector. The microphone shall be provided with a remote cylindrical phantom power adapter that will allow the microphone to operate between 9 volts and 52 volts phantom power. The microphone shall have a sensitivity of 5.8 mV / Pa and a nominal impedance of 250 ohms at 1 kHz. The microphone shall have a maximum SPL level of ≥130 dB. The microphone shall be machined out of brass with a length of 30 mm and a capsule diameter of 12 mm. The microphone shall be the Audix ADX40.

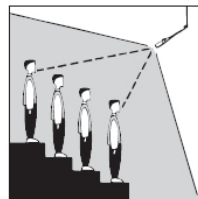
## OPERATION AND MAINTENANCE:

The ADX40 is a low impedance microphone and should be plugged into a "mic level" input on your console, mixer, or recording device. The ADX40 requires phantom power and will NOT operate without phantom power voltage (minimum of 9 - 48 Volts) which is available on most professional mic preamps and mixing devices. If phantom power is not available on your equipment, you may use the APS-911 which is an optional accessory that allows for battery operation. Avoid plugging or unplugging the microphone from a PA system unless the channel is muted or the volume of the system turned down. Failure to do so may result in a loud "popping" noise which could seriously damage the speakers in the PA system.

**APS-910 phantom power adapter:** Note that the mini-XLRf connector at the end of the ADX40 mic cable plugs into mini-XLRm side of the APS-910 power adapter. From there, plug a standard XLR-XLR microphone cable to complete the connection from the APS-910 to the mixing board.

**Windscreen:** The supplied windscreen is not necessary when using the ADX40 in the overhead position.

## USER TIPS:

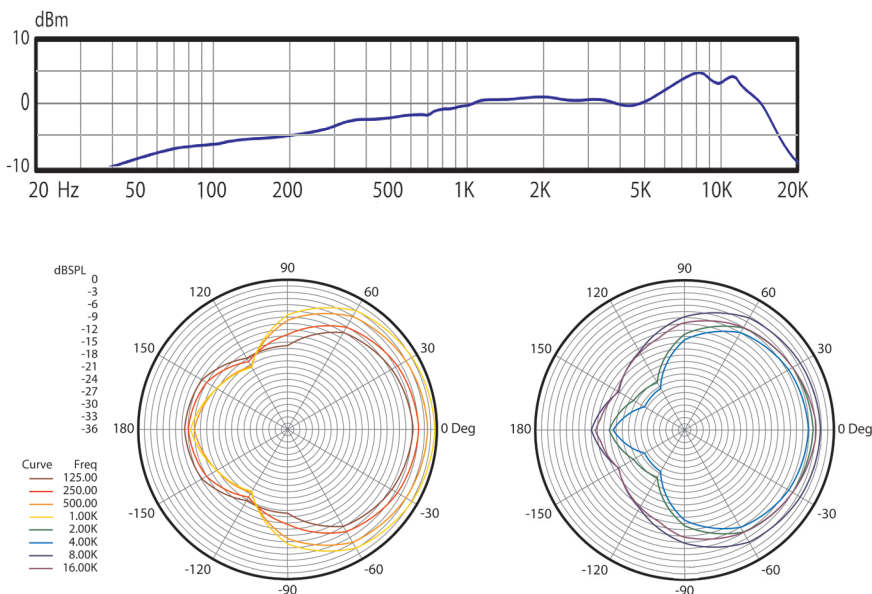


**As an overhead mic:** The ADX40 is designed for an area of 6-8 feet wide. Two microphones can usually cover a 15 foot wide area when placed strategically. Refer to mic placement drawing.

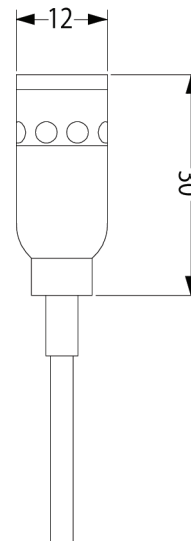
**As a stand mounted mic:** The ADX40 can also be used on a standard microphone stand for speech by using one of the optional mic stand adapters (SMT-MICRO or MC-MICRO). When using the ADX40 for speech, the foam windscreen is recommended to help control popping or wind noise.

\*Further miking techniques may be found on our website at [www.audixusa.com](http://www.audixusa.com)

## FREQUENCY / POLARS:



## DIMENSIONS (mm):



\*\*\*All specifications subject to change without notice.

### SERVICE AND WARRANTY:

This microphone is under warranty for a period of 3 years from any and all manufacturing defects. Should your microphone fail in any way, please contact the Audix Service department at 503-682-6933. A Return Authorization number is required before returning any products.

### CARE AND MAINTENANCE:

The ADX40 is manufactured to exacting specs with roadworthy construction. However, the capsule is highly sensitive and should be handled with care. Avoid extreme temperatures and be sure to store your microphone in the pouch provided when not in use. Moisture of any kind can adversely affect the sound and performance of your microphone.

To register your  
microphone, please visit  
[www.audixusa.com](http://www.audixusa.com)



[www.audixusa.com](http://www.audixusa.com) Call: 503-682-6933 Fax: 503-682-7114  
Audix Corporation 9400 SW Barber Street, Wilsonville, OR 97070