

# HL 2260

## TWO-WAY FULL RANGE ARRAY SYSTEM



## DESCRIPTION

The HL 2260 is a horn loaded two-way full range array system that incorporates a 2 x 12" woofer and a 2.0" exit 4.0" voice coil titanium compression driver for mid distance and long throw applications. The system is very compact and provides very high output and accurate voice and sound reproduction. The system is equipped with the latest generation of RCF precision transducers. The system has a vertical dispersion of 22.5° and 60° horizontal and is ideally used in point source configuration for mid distance applications or can be clustered with narrower angles for long throw applications. The loudspeaker enclosure shape is trapezoidal and offers a 22.5° coupling angle each side. Connections to the amplifier are made through a watertight Amphenol multi-pole connector. The grille is in custom perforated steel, epoxy coated, with open-cell fibres and water repellent woven fabric backing. The cabinet is constructed of multi-ply Baltic birch marine plywood and finished in a very resistant, textured, polyurea black paint.

The cabinet is equipped with 12 x M 8 brass inserts, a stainless steel U-Bracket and pair of spacers for 90° mounting. The front logo is in aluminium and rotatable. The grille is in custom perforated aluminium with open-cell fibres and water repellent woven fabric backing.

## MAIN APPLICATIONS

- Outdoor Sound Reinforcement
- High-Level AV Playback
- Flown cluster configurations
- Large speech systems
- Music Sound Reinforcement

## MAIN FEATURES

- Horn Loaded two-way Array System
- Fully Horn-loaded, 60° x 22.5° directivity
- 2 x 12" RCF Precision woofers with 3.5" voice coil
- RCF Precision 4.0" voice coil compression driver, titanium dome
- Horn loading on RCF waveguide
- 141 dB Max SPL
- Active Mosfet Compression Driver Protection
- System Power rating 1500 Watt RMS (1350 Watt LF, 150 Watt HF)
- Safe and solid variable array mechanics
- Baltic Birch Plywood enclosure with internal structural metal bracings

## ACOUSTICAL SPECS.

FREQ. RANGE (-10 dB):	60 Hz - 20 kHz
FREQ. RANGE (-3 dB):	80 Hz - 20 kHz
HORIZ. COVERAGE ANGLE (-6 dB):	60°
VERTICAL COVERAGE ANGLE (-6 dB):	22.5°
DIRECTIVITY FACTOR; Q:	16
SYSTEM SENSITIVITY:	LF 104 dB, HF 113 1W @ 1m <sup>(1)</sup>
RATED MAXIMUM SPL:	141 dB, @ 1m
SYSTEM NOMINAL IMPEDANCE:	8 Ohm
SYSTEM INPUT POWER RATING RMS:	LF 1350W, HF 150W
SYSTEM INPUT POWER RATING PEAK:	LF 5400W, HF 600W
RECOMMENDED AMPLIFIER:	LF 2700W, HF 300W
HF PROTECTION:	-
CROSSOVER:	Recommended 600 Hz

## TRANSDUCERS

LOW FREQUENCY:	2 x 12" woofer, 3.5" v.c.
NOMINAL IMPEDANCE:	8 Ohm
INPUT POWER RATING:	1350 W AES
SENSITIVITY:	104 dB, 1W @ 1m
HIGH FREQUENCY:	1.5" throat, 4" v.c.
NOMINAL IMPEDANCE:	8 Ohm

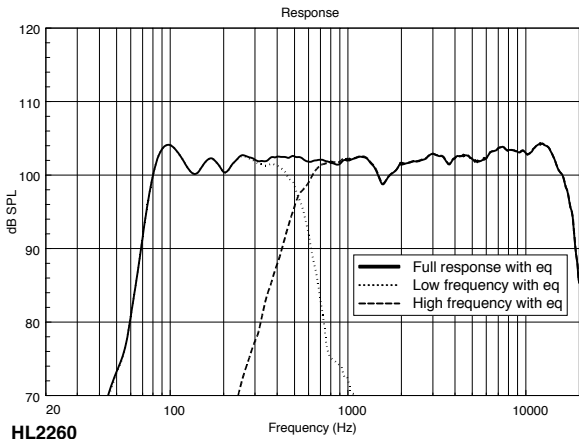
INPUT POWER RATING:	150 W AES
SENSITIVITY:	113 dB, 1W @ 1m

## PHYSICAL

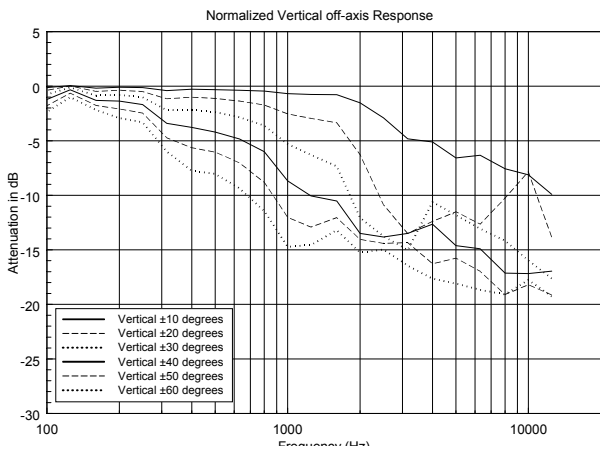
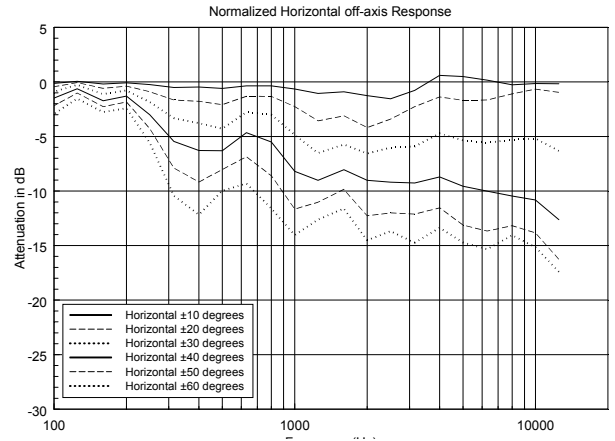
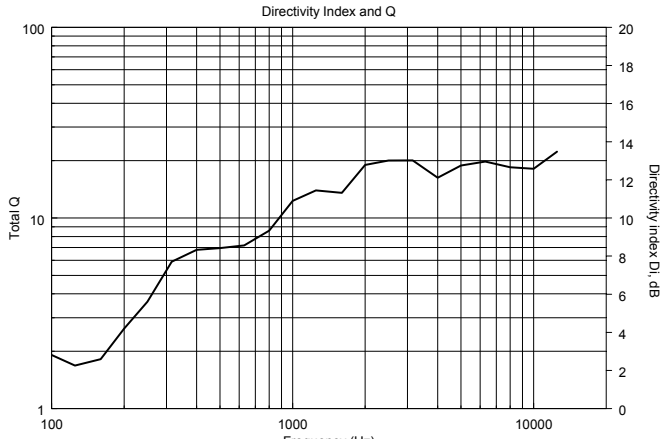
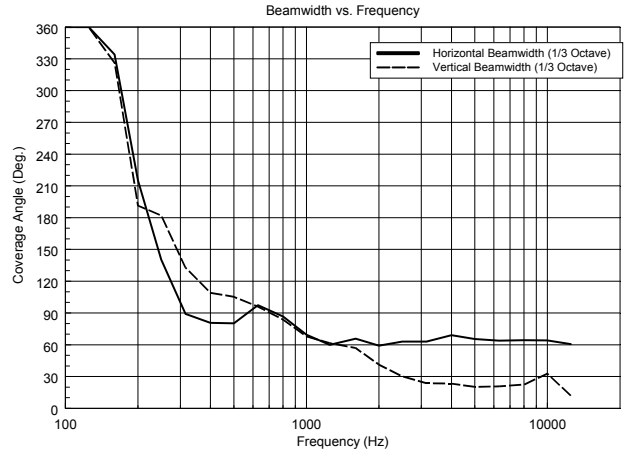
ENCLOSURE:	Trapezoidal, 15 mm birch plywood construction
RIGGING INSERTS:	Side and rear array rigging point
COLOR:	Polyurea Black, weather and scratch resistant paint
GRILLE:	Custom perforated steel grille
INPUT CONNECTORS:	Amphenol eco/mat IP 67
DIMENSIONS (H x W x D):	20.87" x 30.35" x 25.00" 530 x 771 x 635 mm
WEIGHT:	66 / 145.50 kg/lbs



# HL 2260

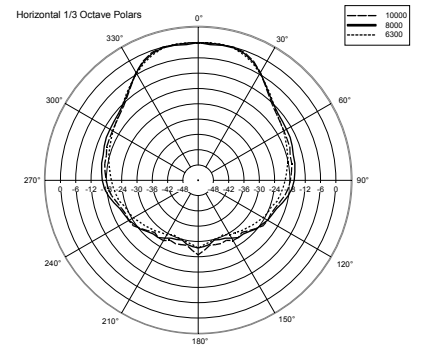
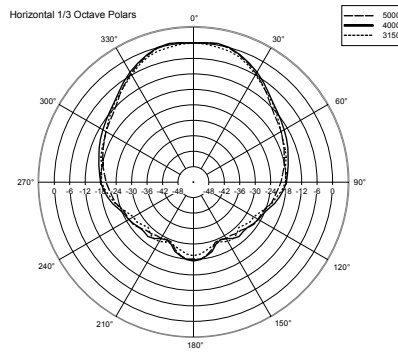
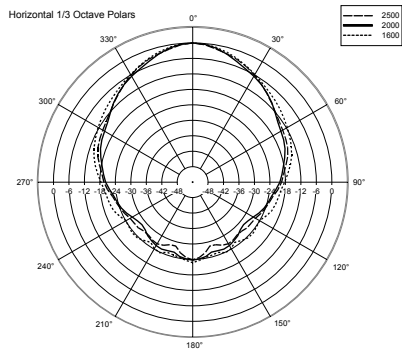
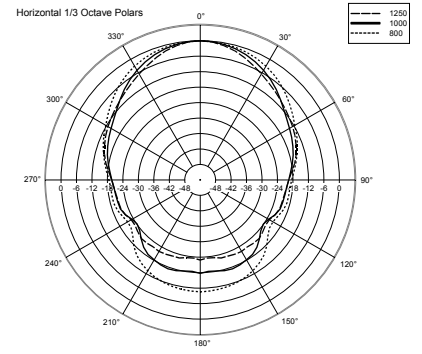
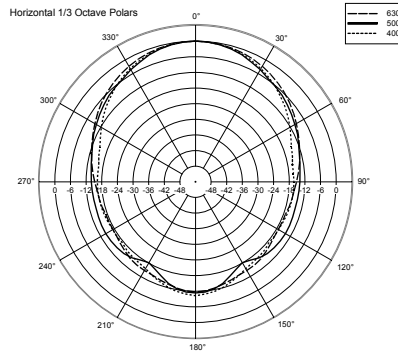
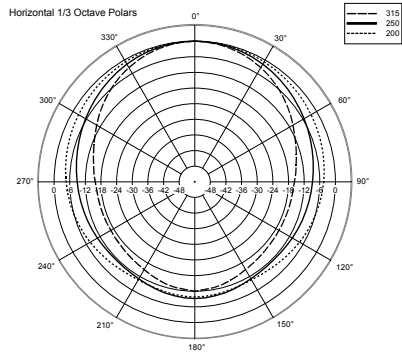


HL2260

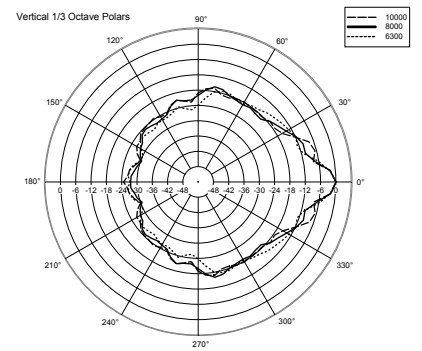
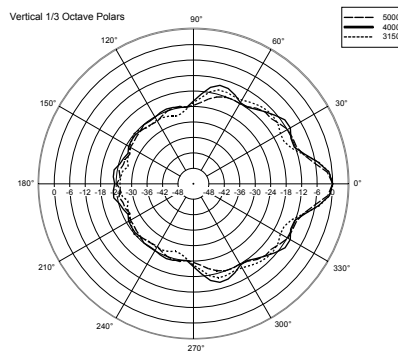
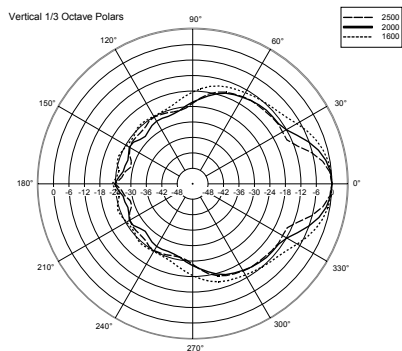
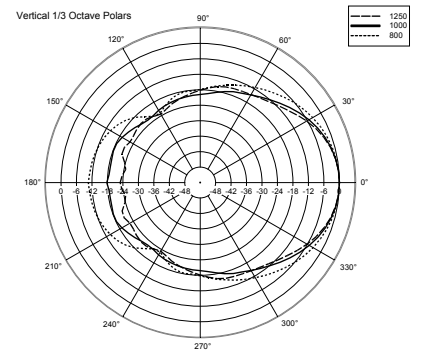
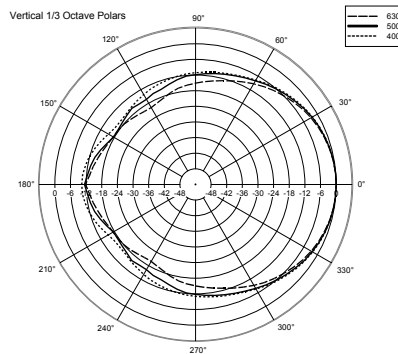
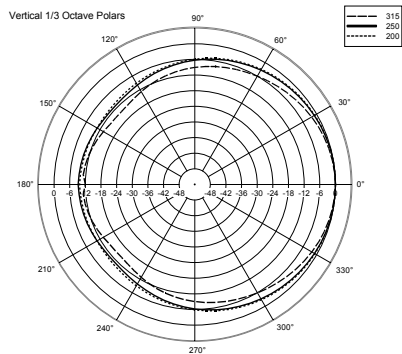


# HL 2260

## HORIZONTAL 1/3 POLAR PLOT



## VERTICAL 1/3 POLAR PLOT



# HL 2260

## PART NUMBERS

13000407

## DIMENSIONS (All data are in mm)

