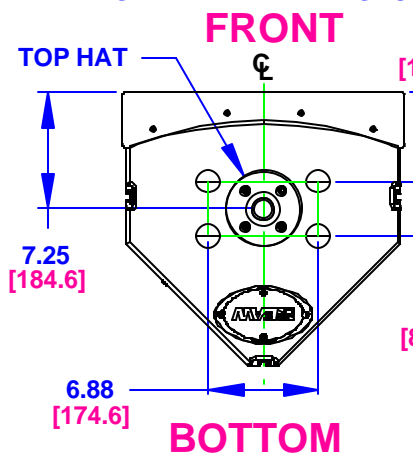
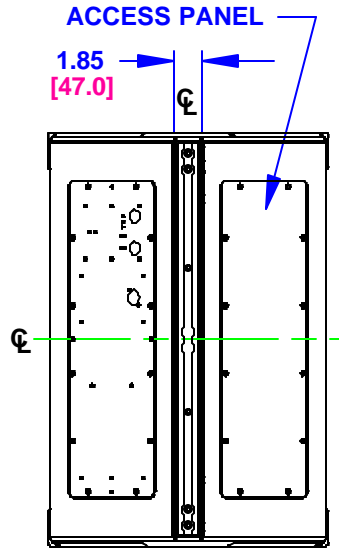
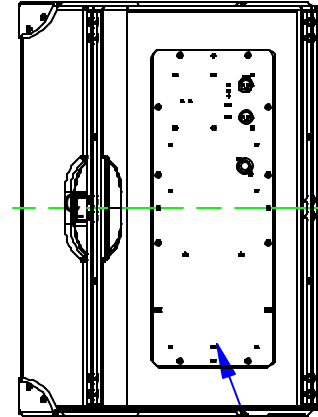
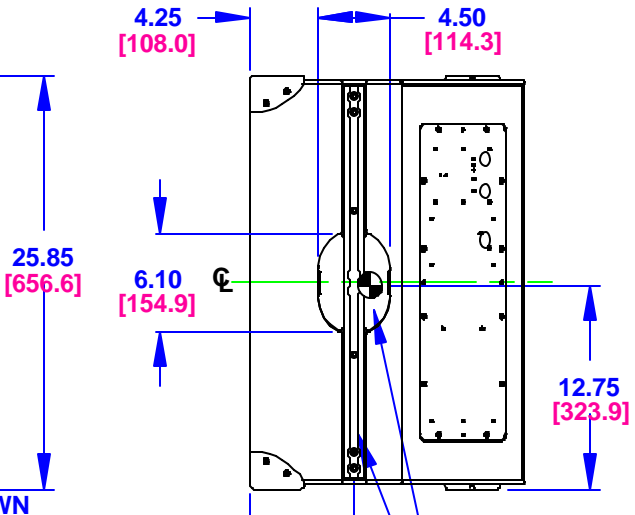
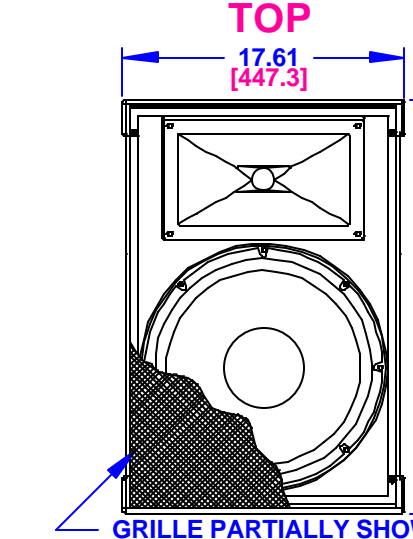


REV	DESCRIPTION	APVD/DATE
A	RELEASED TO PRODUCTION FROM REV 1 PROTOTYPE PER DSRWHT6090 DM 4/25/05	RS 4/27/05
B	NOTE 3: CHANGED 65.00 lb [29.3 kg] TO 65 lb [29.5 kg]; NOTE 4: CHANGED 73.00 lb [332.9 kg] TO 73 lb [33.1 kg] PER ECOWHT3903 KL 8/23/05	RS 8/23/05

- NOTES:**
1. SYMBOL INDICATES CENTER OF BALANCE.
  2. SYMBOL INDICATES MOUNTING POINT, 5/16-18 T-NUT FOR OMNI MOUNT SERIES 120.0
  3. WEIGHT APPROX. 65 lb [29.5 kg]
  4. SHIPPING WEIGHT APPROX. 73 lb [33.1 kg]



THIRD ANGLE PROJECTION

THIS DRAWING IS THE PROPERTY OF EAW AND SHALL NOT BE COPIED, REPRODUCED, OR USED AS THE BASIS FOR MANUFACTURE OR SALE OF APPARATUS WITHOUT WRITTEN AUTHORIZATION. DO NOT SCALE DRAWING.

UNLESS OTHERWISE SPECIFIED ALL DIMENSIONS ARE: INCHES [MILLIMETERS]

TOLERANCES  
 LINEAR ± 0.13 in/± 3.3 mm  
 ANGLES ± 1°

(X.XX) = REF DIMS  
 NO TOLERANCE IMPLIED

TSC=THEORETICAL SHARP CORNER  
 DIMENSIONS ACROSS CENTERLINES TO BE SYMMETRICAL

STATUS: PRODUCTION	
APPROVALS	DATE
DRAWN: J. DUGAN	2/22/05
CHECKED: KFH	4/29/05
DES ENG: NB	4/29/05
MFG ENG: SM	4/29/05

DOCUMENT CONTROL PER SPECIFICATION 4.5.201

**EAW** EASTERN ACOUSTIC WORKS  
 ONE MAIN STREET  
 WHITINSVILLE, MA 01588 USA

TITLE: CABINET/FINISHED/BLACK/RB  
 NT59  
 [MECHANICAL SPECIFICATION]

<b>A</b>	SHEET 1 OF 1	SCALE: 1 TO 12
DRAWING NUMBER: 0014773		REVISION: B

C  
B  
A

C  
B  
A