

802VLZ4

The 8-channel 802VLZ4 features the proven performance of our flagship Onyx mic preamps in a desk-friendly, ultra-compact design, perfect for professional applications with a lower input need.

From every input to every output, the 802VLZ4 is designed to provide the highest headroom and lowest noise possible for maximum signal integrity.

Plus, it truly is “Built-Like-A-Tank” with a ridiculously rugged solid steel chassis and high-contrast controls for ultimate tactile control.

And with features like instrument level inputs, phantom power and level metering, the 802VLZ4 offers a true step-up performance and durability that’s ideal for your professional application.

APPLICATIONS:

Live sound mixing, houses of worship, clubs, gymnasiums, banquet halls, conference rooms, boardrooms, studio and field recording, multimedia applications, broadcast and many, many more.



FEATURES:

- 8-channel mixer featuring our signature high-headroom, low-noise design
- 3 boutique-quality Onyx mic preamps
 - Ultra-wide 60 dB gain range
 - 128.5 dB dynamic range
 - +22 dBu line input handling
 - Extended frequency response
 - Distortion under 0.0007% [20 Hz – 50 kHz]
- Improved RF rejection, perfect for broadcast applications
- Phantom power for condenser mics
- Eight high-headroom line inputs
- Selectable instrument inputs on first two channels – no DI box needed
- 3-band EQ (80 Hz, 2.5 kHz, 12 kHz)
- 18 dB/oct 100 Hz low-cut filter on mic input channels
- Aux send, level, pan and PFL solo on each channel
- Stereo return for connecting FX processor or other stereo source
- ALT 3/4 stereo bus for added routing flexibility
- Control room / phones source matrix
- High-resolution 12-segment stereo meters
- Sealed rotary controls resist dust and grime
- “Built-Like-A-Tank” rugged steel chassis with powder-coat finish
- High-visibility, high-contrast controls deliver convenient “at-a-glance” visual feedback
- Universal power supply for worldwide use



Like us



Follow us



Watch our dang videos

802VLZ4 SPECIFICATIONS

Main Mix Noise

(20 Hz–20 kHz bandwidth, channels 1-3 gain @ unity, channel EQs flat, all channels assigned to main mix, channel 1 panned left, 2 panned right, 3-8 centered.)

Main mix knob down, channel level knobs down:

XLR: -95 dBu
TRS: -101 dBu

Main mix knob @ unity, channel level knobs down:

XLR: -90 dBu
TRS: -96 dBu

Main mix knob @ unity, channel level knobs @ unity:

XLR: -84 dBu
TRS: -90 dBu

Total Harmonic Distortion (THD)

(1 kHz @ 30 dB gain, 20 Hz–20 kHz bandwidth)

Mic pre @ insert <0.001%

Attenuation / Crosstalk

(1 kHz relative to 0 dBu, 20 Hz–20 kHz bandwidth, line in, 1/4" main out, gain @ unity)

Main mix knob down -75 dBu

Channel Alt / Mute switch engaged -100 dBu

Channel level knob down -100 dBu

Frequency Response

Mic input to main output (gain @ unity)

+0, -1 dB, 20 Hz to 50 kHz
+0, -3 dB, <10 Hz to >100 kHz

Equivalent Input Noise (EIN)

(Mic input to insert send out, max gain)

150 Ω termination -128.5 dBu
20 Hz–20 kHz

Common Mode Rejection Ratio (CMRR)

1 kHz better than -70 dB

Maximum Levels

Mic in +21 dBu

Tape in +22 dBu

All other inputs +22 dBu

Main mix XLR out +28 dBu

All other outputs +22 dBu

Impedances

Mic in 2.55 kΩ

Channel insert return 5 kΩ

All other inputs 17 kΩ or greater

Tape out 1.0 kΩ

Phones out 60 Ω

All other outputs 120 Ω

EQ

High Shelving ±15 dB @ 12 kHz

Mid Peaking ±15 dB @ 2.5 kHz

Low Shelving ±15 dB @ 80 Hz

AC Power Requirements

Power Consumption 13 watts

US, JP 100 – 120 VAC, 50 – 60 Hz

EU, UK, AU, CN 200 – 240 VAC, 50 – 60 Hz

External Power Supply AC Connector 2-pin IEC 250 VAC

Operating Temperature 0° – 40°C
32° – 104°F

External Power Supply

US Adapter (18.5 VAC x 2, 350 mA, US) P/N 0028090-00

EU Adapter (18.5 VAC x 2, 350 mA, EU) P/N 0028090-01

JP Adapter (18.5 VAC x 2, 350 mA, JP) P/N 0028090-02

UK Adapter (18.5 VAC x 2, 350 mA, UK) P/N 0028090-03

AU Adapter (18.5 VAC x 2, 350 mA, AU) P/N 0028090-04

CN Adapter (18.5 VAC x 2, 350 mA, CN) P/N 0028090-05

Physical Properties (product)

Height 10.7 in / 273 mm

Depth 1.8 in / 47 mm

Width 8.9 in / 227 mm

Weight (with power supply) 5.5 lb / 2.5 kg

Weight (without power supply) 4.5 lb / 2.0 kg

Physical Properties (packaged product)

Height 4.3 in / 109 mm

Depth 15.8 in / 401 mm

Width 12.1 in / 307 mm

Weight 6.8 lb / 3.1 kg

Options

802VLZ4 Mixer Bag P/N 2036809-09

Ordering Information

802VLZ4 8-Channel Ultra-Compact Mixer, US P/N 2040767-00

802VLZ4 8-Channel Ultra-Compact Mixer, EU P/N 2040767-01

802VLZ4 8-Channel Ultra-Compact Mixer, JP P/N 2040767-02

802VLZ4 8-Channel Ultra-Compact Mixer, UK P/N 2040767-03

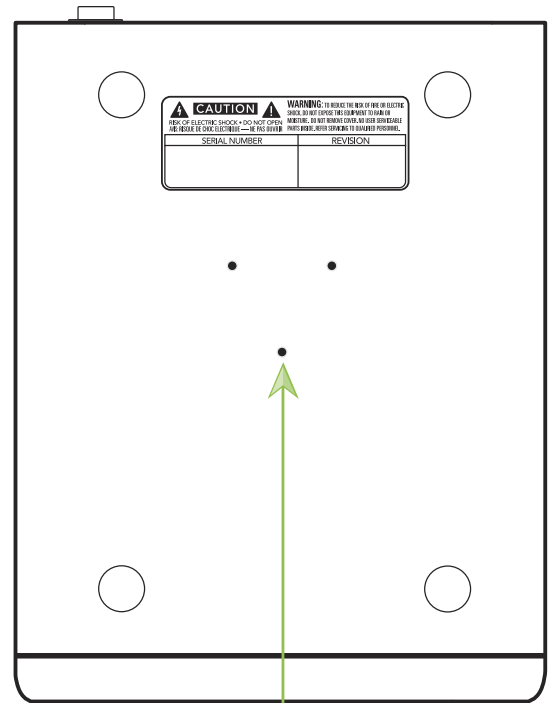
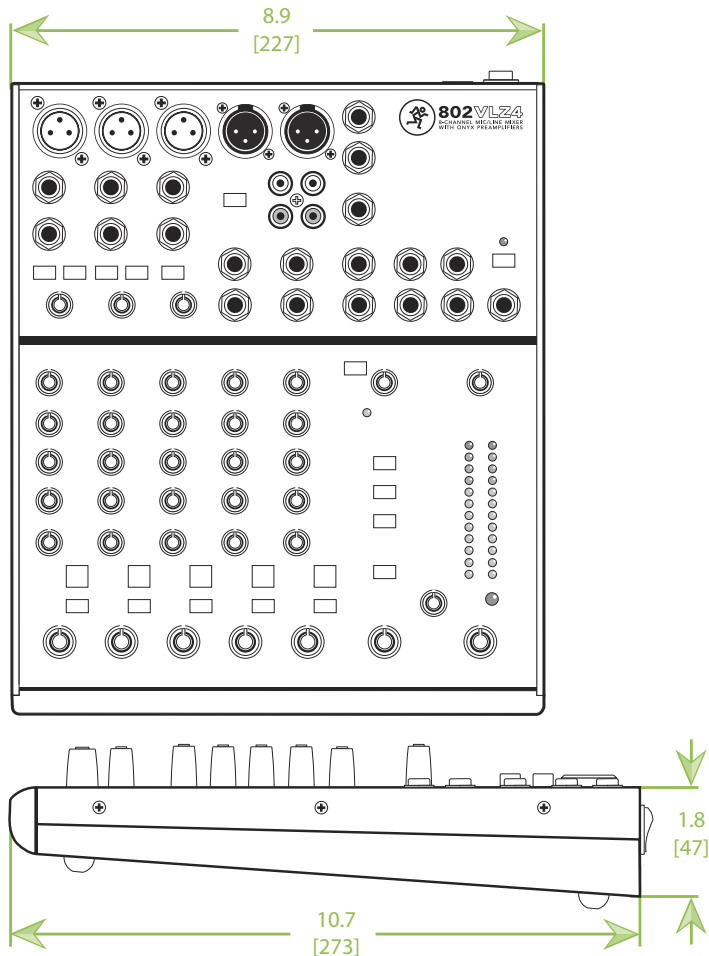
802VLZ4 8-Channel Ultra-Compact Mixer, AU P/N 2040767-04

802VLZ4 8-Channel Ultra-Compact Mixer, CN P/N 2040767-05

802VLZ4 8-Channel Ultra-Compact Mixer, BZ P/N 2040767-06



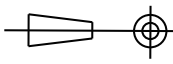
802VLZ4 DIMENSIONS



Holes for microphone stand adapter

NOTES:

1. WEIGHT APPROX. 5.5 lb [2.5 kg] – with power supply
2. WEIGHT APPROX. 4.5 lb [2.0 kg] – without power supply
3. SHIPPING WEIGHT APPROX. 6.8 lb [3.1 kg]

<p>THIRD ANGLE PROJECTION</p> 	<p>UNLESS OTHERWISE SPECIFIED: ALL DIMENSIONS ARE IN INCHES DUAL (MM) DIMENSIONS FOR REF ONLY</p> <p>TOLERANCE IN INCHES LINEAR ± 0.13 in / ± 3.3 mm ANGLES $\pm 1^\circ$</p> <p>(X.XX) = REF DIMS NO TOLERANCE IMPLIED</p> <p>TSC = THEORETICAL SHARP CORNER</p> <p>DIMENSIONS ACROSS CENTERLINES TO BE SYMMETRICAL</p>
<p>THE INFORMATION CONTAINED HEREIN IS PROPRIETARY AND CONFIDENTIAL PROPERTY OF LOUD TECHNOLOGIES, INC. ALL RIGHTS RESERVED</p>	

MICROPHONE STAND

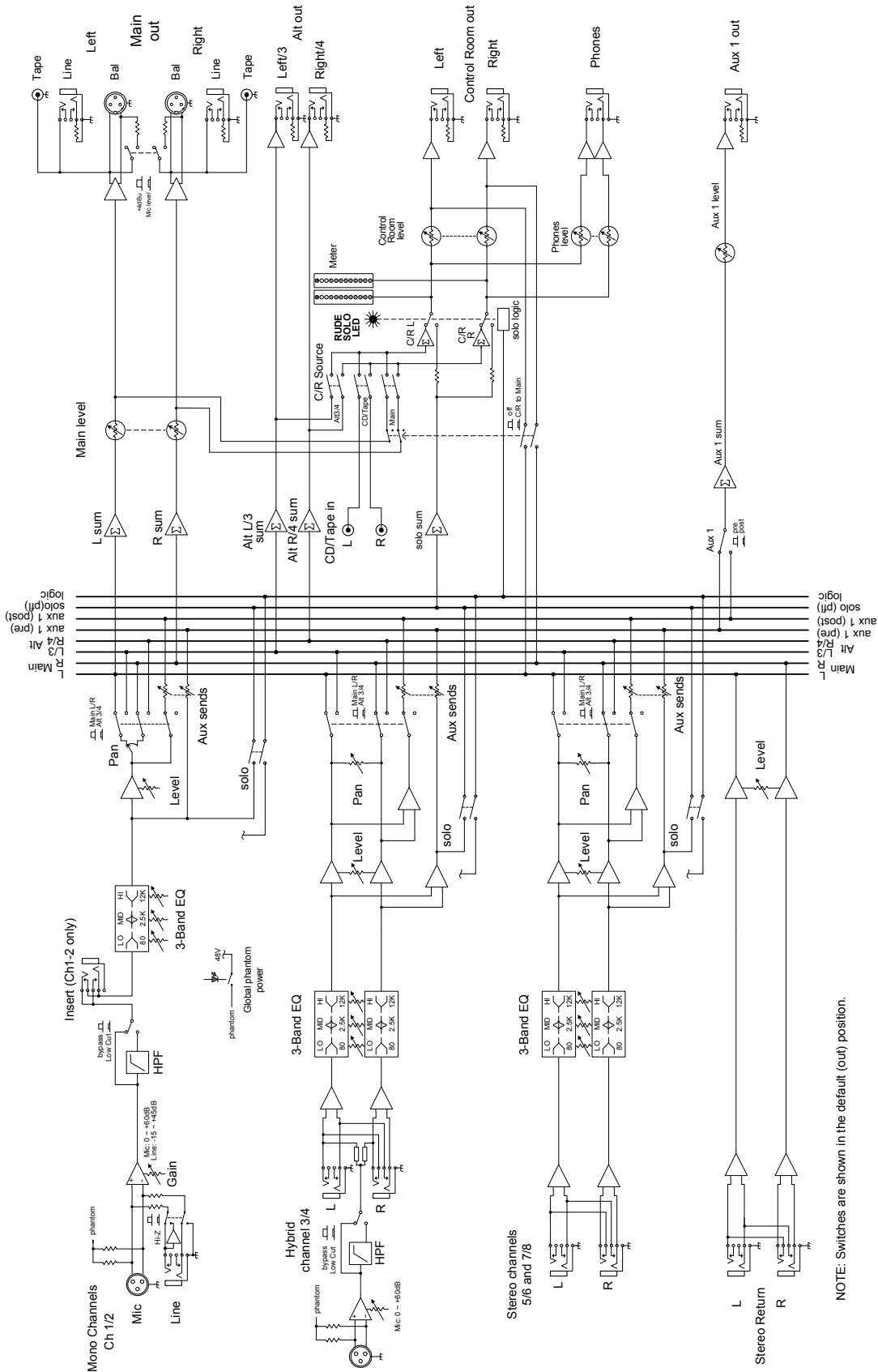
The bottom panel of the 802VLZ4 has three non-threaded holes that allow it to be fitted with an optional microphone stand adapter. This lets you support the mixer on a standard mic stand and adjust its height and level to whatever suits your preferences.

The Atlas AD-11B mic stand adapter is available at many music stores. It is made and distributed by Atlas Sound.

Use three self-tapping machine screws 6-32 x 1/4" long to secure the adapter to the bottom of the 802VLZ4.

Do not use screws longer than 1/4" as these could damage the circuit boards. Do not use screws shorter than 1/4", or the adapter will not be securely fixed to the mixer.

802VLZ4 BLOCK DIAGRAM



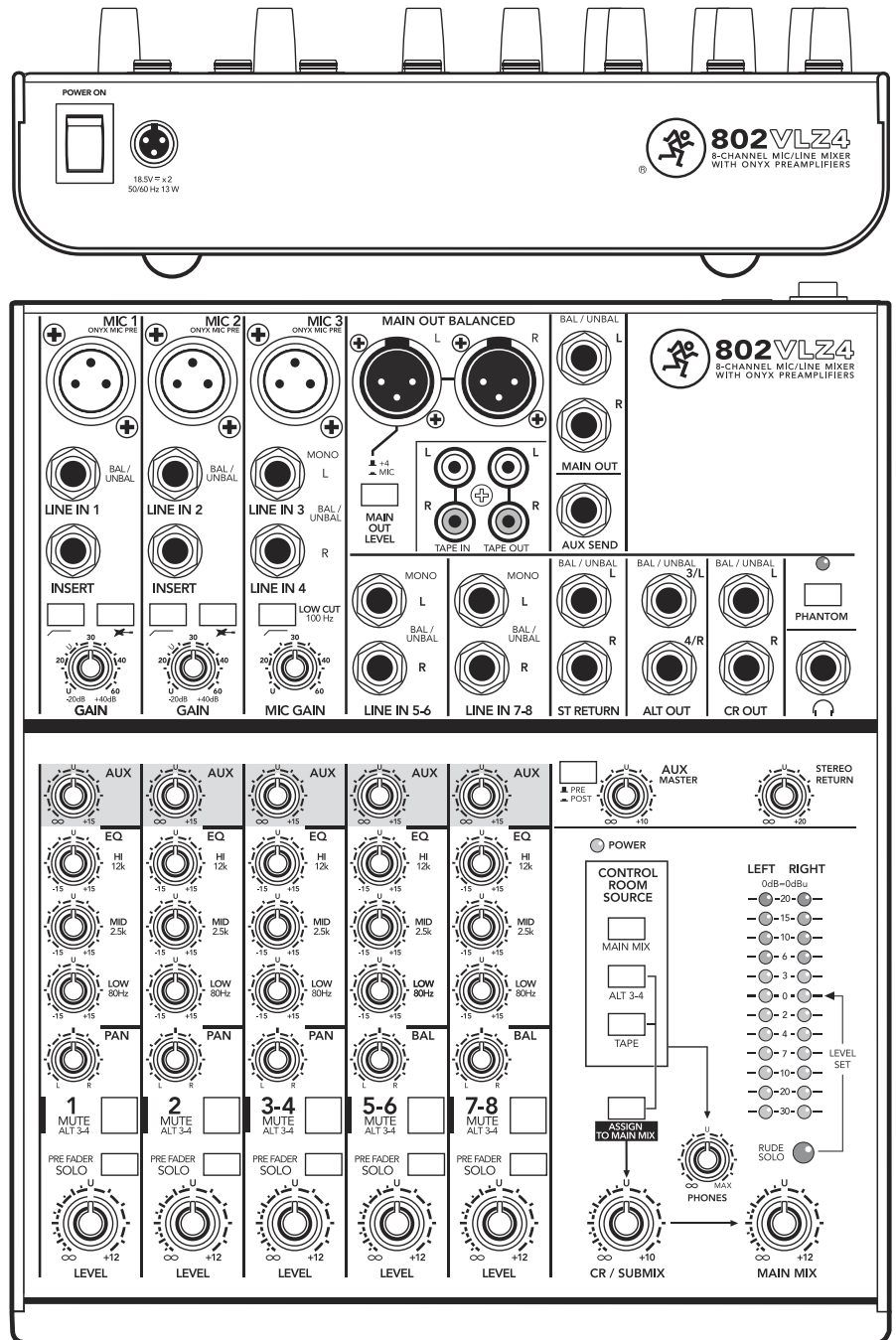
NOTE: Switches are shown in the default (out) position.



802VLZ4

8-Channel Ultra-Compact Mixer

802VLZ4 FRONT AND REAR PANEL



LOUD Technologies Inc. is always striving to improve our products by incorporating new and improved materials, components, and manufacturing methods. Therefore, we reserve the right to change these specifications at any time without notice.

“Mackie” and the “Running Man” figure are registered trademarks of LOUD Technologies Inc. All other brands mentioned are trademarks or registered trademarks of their respective holders, and are hereby acknowledged.

©2013 LOUD Technologies Inc. All rights reserved.

Electronic files for this product are available at:
www.mackie.com

Specification Sheet

802VLZ4_SS.PDF

Owner's Manual

802VLZ4_OM.PDF



www.mackie.com
16220 Wood-Red Road NE
Woodinville, WA 98072 USA
800-898-3211, Fax 425-487-4337

Part No. SW0991 Rev. A 08/13

5/5 PAGES