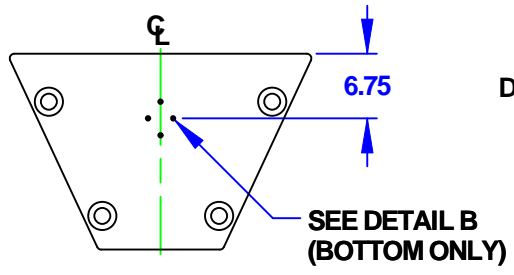
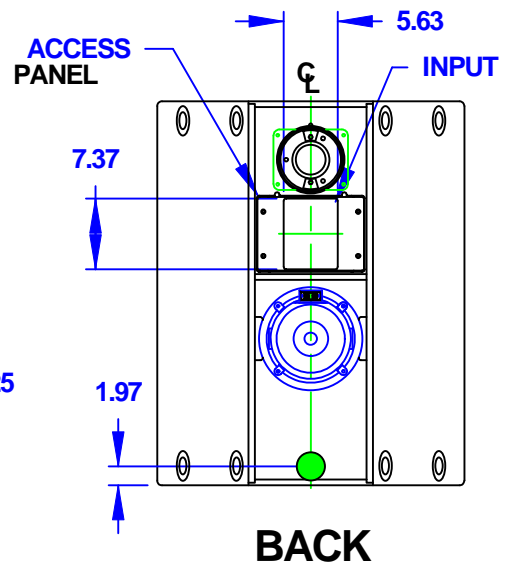
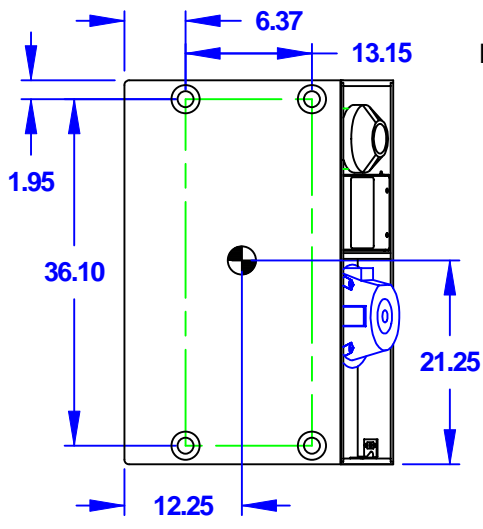
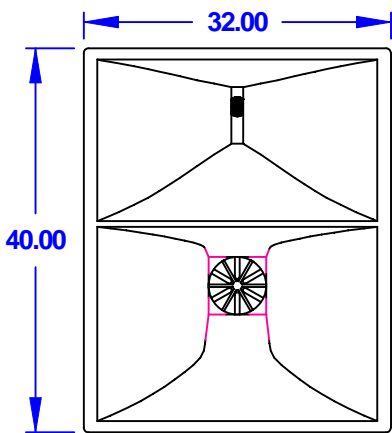
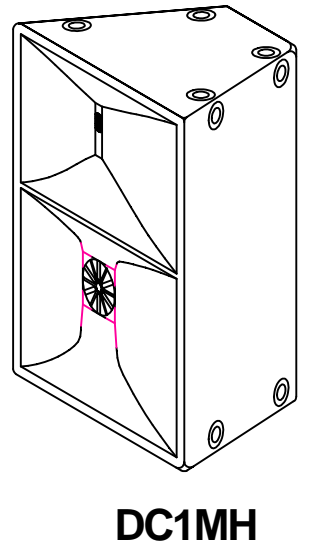
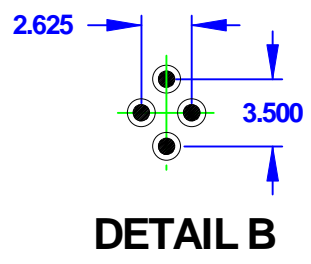
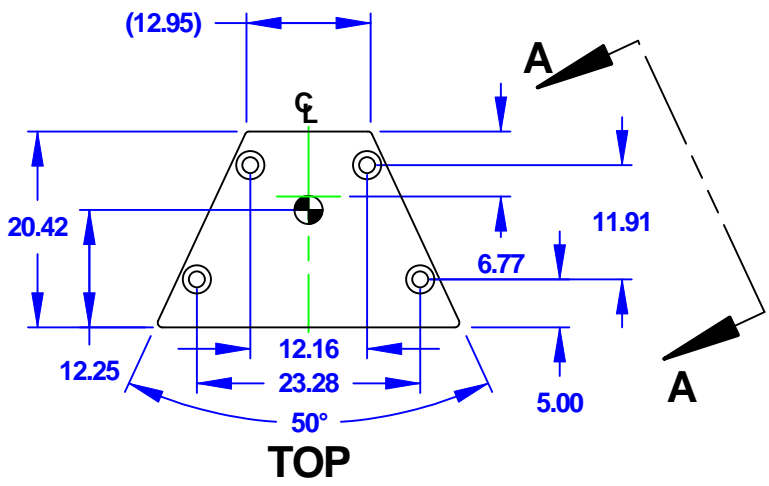


- NOTES:**
1. SYMBOL INDICATES MOUNTING POINT, 3/8-16 THREADED HOLE (PI ANGLE).
 2. SYMBOL INDICATES MOUNTING POINT 3/8-16 THREADED HOLE (NUT PLATE).
 3. SYMBOL INDICATES MOUNTING POINT, 1/4-20 THREADED HOLE (OMNI MOUNT).
 4. SYMBOL INDICATES CENTER OF BALANCE.
 5. WEIGHT APPROX. 141 LBS.
 6. SHIPPING WEIGHT APPROX. 156 LBS.

REV	DESCRIPTION	APVD/DATE
A	ORACLE REVISION CONVERSION DRAWING WAS REV 0 PER ECO 5151 SS 8/2/01	ES 1/07/01
B	MOVED INPUT FROM TOP TO BACK OF CAB PER ECO 5509 SS 4/29/02	PSN 5/1/02



DOCUMENT CONTROL PER SPECIFICATION 4.5.201

<p>THIRD ANGLE PROJECTION</p>	<p>UNLESS OTHERWISE SPECIFIED: ALL DIMENSIONS ARE IN INCHES</p> <p>TOLERANCE IN INCHES .XX ± .13 ANGLES ±1°</p> <p>(X.XX) = REF DIMS NO TOLERANCE IMPLIED</p> <p>T.S.C.=THEORETICAL SHARP CORNER</p> <p>DIMENSIONS ACROSS CENTERLINES TO BE SYMMETRICAL</p>	STATUS: PRODUCTION		EASTERN ACOUSTIC WORKS ONE MAIN STREET WHITINSVILLE, MA 01588 USA	
		APPROVALS	DATE		TITLE: CABINET/FINISHED/BLACK/DC1MH [MECHANICAL SPECIFICATION]
		DRAWN: MFL	7/15/99		
		CHECKED: KFH	8/12/99		
		DES ENG: ZC	8/19/99		
MFG ENG: CAC	8/23/99				
THIS DRAWING IS THE PROPERTY OF EAW AND SHALL NOT BE COPIED, REPRODUCED, OR USED AS THE BASIS FOR MANUFACTURE OR SALE OF APPARATUS WITHOUT WRITTEN AUTHORIZATION. DO NOT SCALE DRAWING.		A SHEET 1 OF 1	SCALE: 1 TO 20	DRAWING NUMBER: 510839	REVISION: B