

XR-Series

XR-1001 | XR-2001 | XR-4001 Crossovers

XR specifications



XR Series crossovers are available in three configurations; the XR-1001 is a stereo two-way or mono three-way crossover the XR-2001 offers the unique ability to operate as a stereo three-way, a mono four (or five) way, or even in a four-channel two-way configuration for bi-amplifying on-stage monitor systems and the XR-4001 fulfills the needs of four-way stereo setups. XR crossovers are sonically accurate, are flexible enough to suit a wide variety of systems, and afford maximum protection for speakers and drivers.

Ashly's XR-Series crossovers are based upon a powerful state-variable filter circuit guaranteeing that two adjacent frequency band outputs always remain in phase. Our crossovers offer a number of useful and unusual features, including continuous tuning, a response control, and a unique output stage which maintains low noise at any level setting. These models also include a 200:1 tuning range, individual output mute switches, and both TRS and XLR connectors. Like other Ashly products, your crossover features low noise and distortion, active balanced inputs, a peak level indicator, a precision regulated power supply, protection against abnormal input or output conditions, and rugged mechanical construction. Conservative design and an unusually thorough procedure for quality control have earned Ashly a reputation for dependability in the recording, sound reinforcement, and broadcast fields.

Response Control; an Ashly Exclusive...

This control, found adjacent to the crossover frequency control, adjusts the damping of the filter affecting the response shape of the filters at the crossover point. This helps offset the inaccuracies inherent in typical loudspeakers, thereby helping you to achieve a flat system response. Dial calibrations refer to the amount of attenuation effected by the filter at the crossover frequency, i.e., a setting of 3dB means that the filter's high-pass and low-pass outputs are each "rolled off 3dB at the crossover point". This describes Butterworth filter response, or a gentle 3dB peak at the crossover point when the two filter output signals overlap. To obtain a flat signal, or "Linkwitz-Riley" response through the crossover region, set the Response control to "6". This attenuates each output of the filter by 6dB at the crossover point (two identical signals added together yield a +6dB increase). To obtain a notch at the crossover point, turn down the response control past "6" to best suit your needs.

Features:

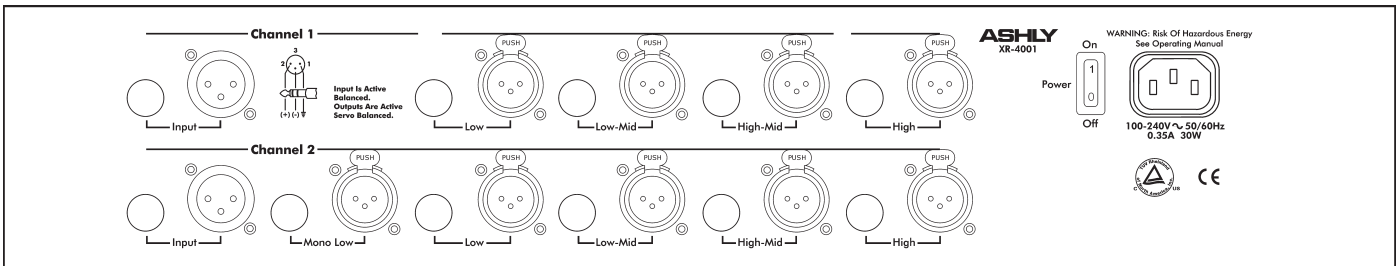
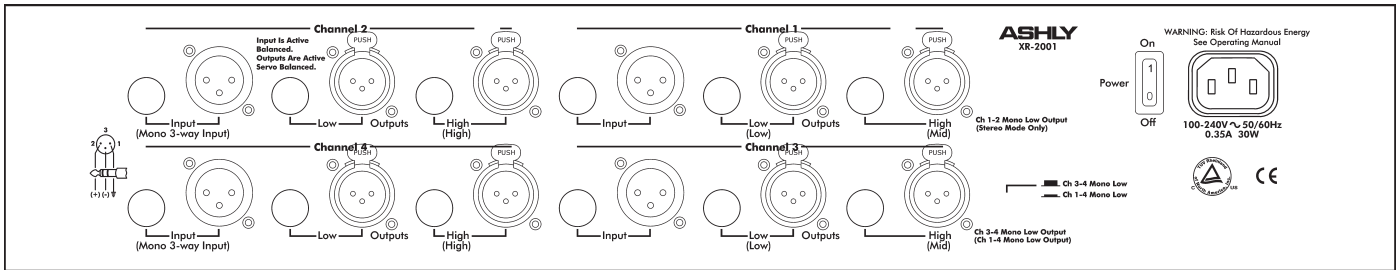
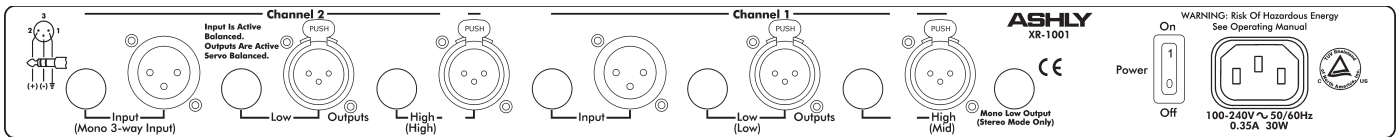
- 24dB/Octave Slope
- Mode switch for stereo 2-way or mono 3-way operation
- Ashly Exclusive Variable Filter Response Control
- Low Frequency Summed Mono Output
- ± 10 range switch on both channels
- XLR and 1/4" Inputs and Outputs
- 20Hz Third Order Hi-Pass Filter
- Peak Overload Warning Lights
- Individual Level Control and Mute Switch on All Outputs
- Active Balanced Inputs
- Servo-Balanced Outputs
- XLR and TRS 1/4" Connectors
- Universal 100-240VAC Internal Power Supply

Applications:

- FOH Sound Systems
- Monitor Systems
- DJ Systems
- Installations Requiring Fixed EQ

XR-1001 | XR-2001 | XR-4001 Crossovers

Specification	XR-1001	XR-2001	XR-4001
Input	Active Balanced, 20 kohms	Active Balanced, 20 kohms	Active Balanced, 20 kohms
Max Input Level	+23dBu	+23dBu	+23dBu
Input Level Control	(-) infinity to +8.5 dB	(-) infinity to +8.5 dB	(-) infinity to +8.5 dB
Damping/Response	2dB – 12dB	2dB – 12dB	2dB – 12dB
Output	Servo Balanced, 100 ohms	Servo Balanced, 100 ohms	Servo Balanced, 100 ohms
Max Output Level	+23dBu	+23dBu	+23dBu
Output Level Control	(-) infinity to +15dB	(-) infinity to +15dB	(-) infinity to +15dB
Connectors	XLR, 1/4" TRS	XLR, 1/4" TRS	XLR, 1/4" TRS
Frequency Response	20 Hz-20kHz, ± 0.5 dB	20 Hz-20kHz, ± 0.5 dB	20 Hz-20kHz, ± 0.5 dB
THD	<0.05% THD (+10dBu, 20 Hz-20kHz)	<0.05% THD (+10dBu, 20 Hz-20kHz)	<0.05% THD (+10dBu, 20 Hz-20kHz)
Slew Rate	6V/ μ S	6V/ μ S	6V/ μ S
Output Hum & Noise (unweighted)	<-95dBu unweighted 20 Hz-20kHz	<-95dBu unweighted 20 Hz-20kHz	<-95dBu unweighted 20 Hz-20kHz
Power Requirements	100-240 VAC (50-60 Hz), 24W	100-240 VAC (50-60 Hz), 24W	100-240 VAC (50-60 Hz), 24W
Dimensions	19"W x 1.75"H x 8"D	19"W x 3.5"H x 8"D	19"W x 3.5"H x 8"D
Shipping Weight	13 lbs.	13 lbs.	13 lbs.



Ashly Audio, Inc.
847 Holt Road
Webster, New York USA 14580-9103
P: 800-828-6308, +1-585-872-0010
F: +1-585-872-0739
www.ashly.com info@ashly.com

Specifications subject to change without prior notice.
Latest information available at www.ashly.com.
© 2008 Ashly Audio, Inc.
Printed in U.S.A. 08/08