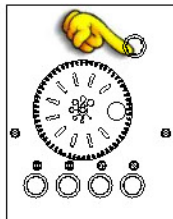


Xone:1D Quick Start Guide

MIDI Channel Number



The MIDI channel number will default to channel 16, but can be changed to any channel between 1 and 16. To change the MIDI channel number and Map:

1. Connect the USB lead to the PC/Mac but not to the Xone:1D
2. Hold down the switch on the encoder shown in the diagram
3. Connect the USB lead to the Xone:1D
4. The illuminated switches will flash three times – now release the switch on the encoder

The illuminated switches on the Xone:1D will display the current MIDI channel number in binary format as shown below.

	Channel 1		Channel 9
	Channel 2		Channel 10
	Channel 3		Channel 11
	Channel 4		Channel 12
	Channel 5		Channel 13
	Channel 6		Channel 14
	Channel 7		Channel 15
	Channel 8		Channel 16

MIDI Map

Once the desired MIDI channel has been chosen, press the encoder again. The far right switch will flash to show the unit is still in programming mode. [

- Press the first switch for Map 1 (Traktor)
- Press the second switch for Map 2 (Ableton and default)

Once the desired map has been chosen, press the encoder to store the map and channel number. The unit will now enter normal operating mode.



For more information and to download drivers visit www.xone.co.uk/1d

Limited One Year Warranty

This product is warranted to be free from defects in materials or workmanship for period of one year from the date of purchase by the original owner. To ensure a high level of performance and reliability for which this equipment has been designed and manufactured, read this User Guide before operating. In the event of a failure, notify and return the defective unit to ALLEN & HEATH Limited or its authorised agent as soon as possible for repair under warranty subject to the following conditions

Conditions Of Warranty

The equipment has been installed and operated in accordance with the instructions in this User Guide.

The equipment has not been subject to misuse either intended or accidental, neglect, or alteration other than as described in the User Guide or Service Manual, or approved by ALLEN & HEATH. Any necessary adjustment, alteration or repair has been carried out by ALLEN & HEATH or its authorised agent.

This warranty does not cover fader wear and tear.

The defective unit is to be returned carriage prepaid to ALLEN & HEATH or its authorised agent with proof of purchase.

Units returned should be packed to avoid transit damage.



This product complies with the European Electro magnetic Compatibility directives 89/336/EEC & 92/31/EEC and the European Low Voltage Directives 73/23/EEC & 93/68/EEC.

During some tests the specified performance figures of the product were affected. This is considered permissible and the product has been passed as acceptable for its intended use.

Allen & Heath has a strict policy of ensuring all products are tested to the latest safety and EMC standards. Customers requiring more information about EMC and safety issues can contact Allen & Heath.



NOTE: Any changes or modifications to the console not approved by Allen & Heath could void the compliance of the console and therefore the users authority to operate it.

Environmental Regulations

This information is presented to comply with the requirements of Chinese law SJ/T11363-2006

此資料為顯示符合中國法律 SJ/T11363-20006 的要求。

零件项目(名称)	有毒有害物质或元素(Hazardous Substances or Elements)					
(Component Name)	铅 Lead (Pb)	汞 Mercury (Hg)	镉 Cadmium (Cd)	六价铬 Chromium VI Compounds (Cr6+)	多溴联苯 Poly-brominated Biphenyls (PBB)	多溴二苯醚 Poly-brominated Diphenyl Ethers (PBDE)
印制电路配件 (Printed Circuit Assemblies)	X	O	X	O	O	O
插入式插件 (Plug assembly)	O	O	O	O	O	O
外接电(线)缆 (External Cables)	O	O	O	O	O	O
接線器 (Wiring looms)	O	O	O	O	O	O
散热片(器) (Heatsinks)	O	O	O	O	O	O
螺帽,螺钉(柱),螺旋(钉),垫圈,紧固件 (Nuts, bolts, screws, washers, Fasteners)	O	O	O	O	O	O
电源供应器 (Power Supply Unit)	O	O	O	O	O	O
显示 (器) (Display)	O	O	O	O	O	O
金属制品[制造] (Metalwork)	O	O	O	O	O	O
塑胶制品[制造] (Plastic work)	O	O	O	O	O	O
文件说明书 (Paper Manuals)	O	O	O	O	O	O
光盘说明书 (CD Manual)	O	O	O	O	O	O
<p>O: 表示该有毒有害物质在该部件所有均质材料中的含量均在 SJ/T 11363-2006标准规定的限量要求以下。 O: Indicates that this toxic or hazardous substance contained in all of the homogeneous materials for this part is below the limit requirement in SJ/T11363-2006.</p> <p>X: 表示该有毒有害物质至少在该部件的某一均质材料中的含量超出 SJ/T 11363-2006 标准规定的限量要求。 X: Indicates that this toxic or hazardous substance contained in at least one of the homogeneous materials used for this part is above the limit requirement in SJ/T11363-2006.</p>						

	Allen & Heath 確定其產品在標準使用條件下，至少 10 年不會釋放 SJ/T11363-2006 中所列明的任何禁止物質。
	溫度範圍：0 - 40°C
	濕度範圍：0 - 95%
	產品應按照用戶手冊中的說明保持通風。
	電源：90 - 250V AC, 50/60 Hz.
	如果產品有缺陷必須維修后才可使用。
	所有維修必須是由授權的代理機構進行。
	This Allen & Heath product meets all the requirements of EU directive 2005/95 EC – Restriction of Hazardous Substances (RoHS).